



AMERISPEC[®] INSPECTION SERVICES

AmeriSpec Inspection Services

Bardstown, KY 40004

502-403-7995

KY LIC#2419875

IN LIC#HI02100063

ASHI Certified #266590

Doc #:	82223D	Inspector:	Todd Newman
Date:	8/23/2023		
Dwelling Address:	424 S. 5th Street PATTERSON HISTORY CENTER Louisville KY 40202		
Client Name:	Archdiocese of Louisville		
Client's Agent:		Real Estate Company:	

We attempt to give the client a comprehensive, clear-cut, unbiased view of the home. The purpose of this inspection is to identify 'MAJOR' problems associated with the property being purchased or sold, although minor items may also be mentioned. Areas, which may be of concern to us, may not be of concern to the client and some items, which may be of concern to the client, may be considered minor to us. Therefore, it is advisable to read the entire report. Where repairs or replacements are suggested, we recommend licensed professionals in that field be called upon to make those repairs. We can perform verification of repairs to ensure repairs or corrections were made and also advise the client to obtain all paperwork from professionals concerning the work performed. These professionals will be happy to provide you with written statements concerning their work. We further recommend maintaining all paperwork on repairs for future reference. FUTURE FAILURE: Items in the home can and do experience failure without prior indications. This report is a snap shot of the condition of the home at the time of inspection. We cannot determine if or when an item will experience failure. Therefore, we cannot be held responsible for future failure. Carbon monoxide and smoke detectors have been proven to save lives. Client is advised to install carbon monoxide and smoke detectors if not already present in home. Suggest consulting with your local municipality and manufacture specifications as to the proper location and installation of these units.






TABLE OF CONTENTS

<u>Cover Page.....</u>	<u>1</u>
<u>Table of Contents.....</u>	<u>3</u>
<u>Intro Page.....</u>	<u>4</u>
<u>1 Exterior.....</u>	<u>6</u>
<u>2 Roof System.....</u>	<u>11</u>
<u>3 Chimney.....</u>	<u>12</u>
<u>5 Structural Components.....</u>	<u>13</u>
<u>7 Bathroom(s).....</u>	<u>17</u>
<u>8 Interior Rooms and Areas.....</u>	<u>19</u>
<u>10 Heating System.....</u>	<u>22</u>
<u>11 Water Heating Systems.....</u>	<u>24</u>
<u>12 Air Conditioning System.....</u>	<u>26</u>
<u>13 Plumbing System.....</u>	<u>27</u>
<u>14 Electrical System.....</u>	<u>28</u>
<u>Summary.....</u>	<u>31</u>

DEFINITION OF TERMS

Please take the time to analyze the following pages contained herein. This is your complete inspection report and must be reviewed carefully. Below is an index of the ratings used in this report.

INSPECTED (I) = Visually observed the item, component or unit.

Not Applicable (N/A) = The item(s) do not apply to this property.

NOT PRESENT (NP) = The item was not present at the time of inspection.

NOT INSPECTED (NI) = The item was not inspected due to inaccessibility, personal items, temperature, weather conditions or the item is not within the scope of the inspection.

NOT OPERATED (NO) = The system or component was not operated due to inaccessibility, temperature, weather conditions or the item is not within the scope of the inspection.

REPAIR / REPLACE (RR) = The item was inspected and found to have deficiencies, was operating or installed incorrectly, is a possible health, fire, safety concern or in the inspector's opinion at or near the end of its useful life. Items with the heading 'Repair / Replace' will appear in the 'Summary Report'.

OCCUPIED BUILDING DISCLAIMER: Building is currently occupied, being actively lived in, or has staged furniture. This is a limited visual inspection due to items such as personal storage, rugs, paintings, pictures, furniture, appliances, filled closets, covered/blocked windows, basements, crawlspaces, garages and attic access that can limit our visual access. This accounts for items blocking walls, floors and ceilings which has created a limited visual inspection of these areas. Per our Standards of Practice and Agreement, it is not a requirement for the inspector to move furniture, personal belongings or storage to view these concealed areas. There also may be safety related issues as to why certain areas can't be inspected where there is a chance of injury to the inspector. We advise our client to consult with the sellers for further information about these hidden and inaccessible areas that can not be seen unless items are moved. We are also not responsible for a seller's act in which they intentionally hide damages to prevent our inspection of affected areas.

EXCLUSIONS: A system or component is not readily accessible if inspection requires moving personal property, dismantling, destructive measures, or any action that will, in the opinion of the inspector, likely involve risk to persons or property. Anything not readily observable because it is concealed or inaccessible due to obstructions including (but not limited to) floor coverings, suspended ceiling tiles, insulation, furniture or other personal property, soil, vegetation, water ice or snow cannot be inspected. We are not required to move or disturb such items in order to diminish or eliminate the obstruction. We are not required to report on or engage in any practice or act that is not included or that is specifically excluded in the inspection guidelines unless otherwise agreed to in writing signed by the parties. We are not required to inspect anything identified in the inspection guidelines as limitations or exclusions specific to the systems and components inspected. The list of the following specific exclusions is not an exhaustive list; see the inspection guidelines for additional exclusions and limitations. We are NOT required to determine the following: remaining life of any system or component, the causes of any condition or deficiency, methods and costs of corrections, suitability of the property for a specialized use, market value or marketability, advisability of purchase of the property, the presence of pests such as wood damaging organisms (including termites), rodents or insect, rot/decay, fungus, including mold and mildew, decorative items, underground items, breached vacuum seals in insulated glass, or items not permanently installed. We are not required to do the following: predict future conditions including (but not limited to) failure of components, operate any system or component that is shut down or otherwise inoperable, light pilot lights, determine the presence of hazardous substances, enter hazardous areas, or perform engineering, architectural, plumbing, or any other job function requiring an occupational license or certification in your jurisdiction (unless the inspector holds a valid license or certification and the parties agree in writing signed by the parties on the additional service(s) for an additional fee). We are not required to inspect fences, soil conditions, spas, saunas, steam baths, pools (and related equipment), outbuildings (other than garage or carport), sprinkler systems, private and community waste disposal systems, telephones, cable television, intercoms, security-systems when weather conditions or other circumstances may cause equipment damage. We are not required to inspect cosmetic items such as paint, wallpaper, carpet, or other finishes on walls, ceiling or floors, and any type of window treatment (such as blinds or draperies). We are not required to determine window treatment (such as blinds or draperies). We are not required to determine non-compliance with manufacturer's specifications or applicable regulatory requirements, including (but not limited to) building code compliance. Water/moisture, leaks, seepage and drainage problems are often only visible during or after a certain amount of

AmeriSpec Inspection Services

rain. It is thus impossible to observe water/moisture, leaks, seepage and drainage problems unless the inspection is conducted during or immediately after a rain sufficient to reveal such problems.

It is beyond the scope of this inspection to determine if any system or component is, has been, or will be part of any product, component or system recall in the future. Client may wish to subscribe or contact the CPSC (Consumer Product Safety Commission) for recall information regarding any system or component.

DRYWALL MANUFACTURED IN CHINA EXCLUSION: AmeriSpec is not responsible for testing, discovering or reporting drywall that was manufactured in China. Furthermore, AmeriSpec is not responsible for any damages that arise from or related to drywall manufactured in China. Drywall manufactured in China was shipped to the United States between 2004-2008. If your home was constructed or repaired during this time period, AmeriSpec recommends that further testing is conducted to determine the presence of drywall manufactured in China.

MOLD EXCLUSION: AmeriSpec is not responsible for discovering or reporting on the presence or absence of mold or mildew. Furthermore, AmeriSpec is not responsible for any damages that arise from or related to mold or mildew, even if the mold or mildew is a direct consequence of a condition upon which AmeriSpec is required to report as set forth in this agreement.

ADDITIONAL SERVICES: We may be able to perform any one or more of the Ancillary Services listed in this agreement. The availability of the Ancillary Services varies depending on location. You should confirm availability prior to execution of this Agreement. Unless you request Ancillary Services by checking the appropriate line beside the desired service and we agree to perform the Ancillary Service by executing this agreement, this agreement is for the general home inspection only and does not include the other delineated Ancillary Services, including but not limited to the following: carbon monoxide test, radon gas test, water analysis, on-site waste disposal system inspection, basic energy assessment, wood destroying insects (or organisms) inspection, pool & spa inspection, or invasive testing of EIFS, Exterior Insulation & Finishing Systems (also known as artificial or synthetic stucco) to determine the existence of moisture and damage relates thereto.

GENERAL CONDITIONS**Type of building:**

Church/Commercial

In Attendance:

Client

Approximate age of building:

Over 50 Years

Temperature:

90 degrees (F)

Weather:

Partly Cloudy

Ground/Soil surface condition:

Dry

Rain in last 3 days:

No

Start Time:

Start Time: 9:30 AM

Finish Time:

Finish Time: 1:00 PM

Occupied?:

Occupied

Exclusions:

Exclusions

1. Exterior

Our exterior evaluation is visual in nature and is based on our experience and understanding of common building methods and materials. Our review does not take into consideration the normal wear associated with virtually all properties. Exterior surfaces should be kept well painted, stained or sealed to prevent deterioration. Grading & adjacent surfaces should be maintained and pitched away from the foundation to reduce the chances of water infiltration.

Styles & Materials

Exterior Wall Cladding:

Brick Veneer

Windows and Frames:

Storm Windows

Items


1.0 Exterior Wall Cladding

Comments: Inspected


1.1 Trim, Eaves, Soffits and Fascias

Comments: Repair or Replace

(1) Caulking should be applied around all windows, doors, and any voids where necessary.




1.1 Item 1(Picture)




1.1 Item 2(Picture)

(2) Damaged/deteriorated grout, mortar observed at front and rear of building. Recommend repairs to prevent further damage.



1.1 Item 3(Picture)



1.1 Item 4(Picture)



1.1 Item 5(Picture)

1.2 Windows & Frames


Comments: Repair or Replace

AmeriSpec Inspection Services

Dried, damaged caulking observed at various window. Recommend repairs as needed by a qualified contractor.



1.2 Item 1(Picture)



1.2 Item 2(Picture)

1.4 Doors (Exterior)

Comments: Inspected

1.5 Electrical (exterior)

Comments: Inspected

1.7 Walkways

Comments: Inspected

1.8 Driveways & Parking

Comments: Inspected

1.9 Fences, Walls and Gates

Comments: Inspected

1.10 Lot Grade and Drainage

Comments: Inspected

1.11 Gas Meter

Comments: Inspected

1.12 Stairs and Steps

Comments: Inspected

1.15 Porch

Comments: Inspected

2. Roof System

Our evaluation of the roof is to determine if surface areas are missing and/or damaged and therefore subject to possible leaking. Portions of the roof, including underlayment, decking and some flashing are hidden from view and cannot be evaluated by our visual inspection; therefore, our review is not a guarantee against roof leaks or a certification. Some areas are not visible when we are unable to mount the roof due to weather conditions, height, pitch, etc. Areas most vulnerable to leaks are low slope areas, areas pitched toward walls, through-roof projections (chimneys, vents, skylights, etc.) roof slopes that change pitch or direction, and intersecting roof/wall lines. Flashing and shingle defects can cause hidden leaks and damage and should be immediately addressed. We advise qualified contractor estimates and review of the full roof system when defects are reported. Factors such as shingle quality, weather, ventilation, and installation can cause issues over time. Skylights and Chimneys are vulnerable to leaking and we recommend sealing and checking flashing of these areas by a roofer before closing.

Styles & Materials

Method Used to Inspect Roof:

Walked roof

Roof Material Type:

EPDM Rubber Roofing Materials

Items

2.0 Roof Conditions

Comments: Inspected

2.1 Roof Penetrations and Exposed Flashings

Comments: Inspected

2.2 Roof Drainage Systems (Gutters/Downspouts)

Comments: Inspected

3. Chimney

Our chimney review is limited to the visible and/or accessible components only. Examination of concealed or inaccessible portions such as flue lining or the adequacy of these chimneys to properly draft is not within the scope of this inspection. This includes determining the presence of a flue lining, or if lining is present, checking for deterioration, damage or cracks.

The purpose of the chimney is to take the combustion products (i.e. smoke and exhaust gases) from certain fuel burning appliances to the outside of the home. Improper care and maintenance of a chimney can lead to loss of property and compromise the health and safety of the homes occupants. It is recommended that the chimney(s) be checked annually by a qualified chimney professional, and cleaned if necessary. NFPA (National Fire Protection Association) recommends what is known as a Level II inspection, including a video scan, by a qualified chimney specialist as part of the home buying process. A Level II inspection may identify problems that exist which cannot be detected during a general home inspection.

Styles & Materials

Chimney Type:

Brick

Chimney Flue Type:

Clay

Items

3.0 Chimney Conditions

Comments: Inspected

3.1 Chimney Flue

Comments: Inspected

Limited inspection due to access. Level II Chimney Inspection by a certified chimney sweep is recommended for further review.


3.2 Flashings

Comments: Inspected

3.3 Spark Arrestor / Rain Cap

Comments: Repair or Replace

No chimney rain cap observed, suggest installing a chimney rain cap to prevent the entrance of the elements, local wildlife, and to preserve the life of the chimney as well as minimize maintenance.



3.3 Item 1(Picture)

5. Structural Components

Any below-grade space can leak, even areas that have been dry in prior years. While we look for evidence of leaking, we may not be able to determine if leaks exist or existed and cannot predict future water infiltration. Some water activity occurs only under certain circumstances and can only be identified at the actual time of occurrence. We suggest that you obtain disclosure from the prior occupants regarding any history of water in the basement and obtain price estimates when infiltration is disclosed or signs of water are present. We cannot certify the basement against future water infiltration. Some thin cracking of walls and floors is common and whenever cracks are present, a possibility of future leaking exists. Most wall cracks are relatively easy to repair from the inside. Cracks should be monitored for future seepage or change in the size of the cracks, which would indicate a need for further evaluation. Back-up sump systems are advised to reduce the opportunity for flooding during a power outage or main pump failure. The chance of leakage increases when adjacent surfaces are not pitched away from the home and when roof drainage is within several feet of the foundation. These issues should be addressed as soon as possible. Signs of possible water infiltration include mold/mildew, stains on walls, loose flooring, musty odors, warped paneling and efflorescence. If freshly painted walls are present, we suggest you inquire of the seller/occupants if any staining or other leak evidence existed before painting.

Styles & Materials

Foundation Type:	Floor Structure:	Wall Structure:
Basement	Concrete	Masonry Walls
Ceiling Structure:	Columns or Piers:	
Steel Framing	Supporting Walls	
Concrete		

Items

5.1 Foundation, Basement and Crawlspace

Comments: Comment

Portions or all of the basement were finished. We are not able to see foundation walls, floor joist, beams, insulation, concrete under flooring and other items when they are covered by drywall or other materials. This is a limited visual review of the basement.

5.2 Sub Floors (Basement and Crawlspace)

Comments: Inspected

5.3 Walls (Basement and Crawlspace)

Comments: Repair or Replace

Damaged drywall observed in the basement. Recommend review by a Licensed/Qualified professional contractor for repair or replacement as necessary.



5.3 Item 1(Picture)

5.4 Ceilings (Basement)

Comments: Repair or Replace

Stains observed on the ceiling in the basement. An elevated level of moisture was detected using an electronic moisture meter. A qualified contractor is needed for further review and to perform necessary corrections prior to close.



5.4 Item 1(Picture)

5.5 Columns or Piers (Basement and Crawlspace)

Comments: Inspected

5.6 Joists (Basement and Crawlspace)

Comments: Inspected

5.7 Beams (Basement and Crawlspace)

Comments: Inspected


5.8 Doors (Basement)

Comments: Inspected

5.10 Electrical (Basement and Crawlspace)

Comments: Repair or Replace

Not all receptacles are ground fault circuit interrupter (GFCI) protected. This may not have been required when building was built; client is advised to install ground fault circuit interrupter outlets as a safety enhancement.



5.10 Item 1(Picture)

5.11 Insulation Under Floor System

Comments: Inspected

5.14 Stairways

Comments: Inspected

5.15 Flooring

Comments: Repair or Replace

Possible asphalt Asbestos observed on basement flooring. Plastic Asbestos, and Vinyl Asbestos floor tiles were sold in 6"x6", 9" x 9" and in some years 12" x 12" sizes. Recommend review for possible removal if client is concerned.



5.15 Item 1(Picture)



5.15 Item 2(Picture)

7. Bathroom(s)

Our focus in bathrooms is directed at identifying visible water damage and/or problems. We may not always mention common faults such as stuck stoppers or dripping faucets. If considered important, you should check these items independently. Shut-off valves and angle stops under kitchen or bathroom sinks and toilets are not turned or tested during the inspection due to the possibility of causing a leak. All shut-off valves or angle stops should be turned regularly by the homeowner to ensure free movement in case of emergency. Bathrooms require regular maintenance to prevent the possibility of water damage and maintenance should be performed without delay. Since leaks can occur at any time, plumbing should be checked just before closing and then regularly during occupancy. We advise that all floors, tile edges and tub/shower walls be caulked and sealed to prevent moisture penetration. When found soft, you should have checked for leaks and hidden damage. All leaks should be repaired and missing/damaged grouting and caulk should be replaced at once to help prevent future/further damage. Even tile that appears to be in good shape can take on water, so we suggest that you apply a sealant to tiled surfaces upon occupancy. If sluggish or noisy drains are noted, the drain waste vent system should be checked for blockage, damage or other restriction before close. Operating an exterior vented exhaust fan helps to reduce the chances of mold growth and harmful condensation.

Items

7.0 Floors

Comments: Inspected

7.1 Walls

Comments: Inspected

7.2 Ceiling

Comments: Inspected

7.3 Doors

Comments: Inspected

7.4 Closets

Comments: Inspected


7.6 Heat / Cooling Source

Comments: Inspected

7.7 Receptacles, Switches and Fixtures

Comments: Repair or Replace

A Ground Fault Circuit Interrupter (GFCI) is not present in all upstairs bathrooms, suggest installing GFCI for safety. A qualified electrical contractor is needed for further review and to make necessary repairs/corrections



7.7 Item 1(Picture)

7.8 Exhaust Fan(s)

Comments: Inspected

7.11 Sinks

Comments: Inspected

7.12 Toilet

Comments: Inspected

7.13 Counters and Cabinets

Comments: Inspected

8. Interior Rooms and Areas

Our interior review is visual and evaluated with similar aged homes in mind. Cosmetic considerations and minor flaws such as a torn screen or an occasional cracked window can be overlooked, thus we suggest you double check these items, if concerned. Inspections are limited to visible and/or accessible areas. Personal belongings and furniture restrict access to receptacles, windows, walls, and flooring.

Items

8.0 Floors

Comments: Inspected

8.1 Walls

Comments: Inspected

8.2 Ceilings

Comments: Repair or Replace

Stains observed on ceiling in the 2nd floor hallway. The Inspector checked the stains with pin-less non-invasive moisture detector, which showed no moisture present at time of inspection. Client is advised to consult seller to determine the source of staining and verify that corrections have been made.



8.2 Item 1(Picture)

8.3 Doors (representative number)

Comments: Inspected

8.4 Closet Interiors/Doors (representative number)

Comments: Inspected

8.5 Windows (representative number)

Comments: Inspected


8.6 Heat / Cooling Source

Comments: Inspected

8.7 Receptacles, Switches and Fixtures

Comments: Repair or Replace

Test button at exit did not respond to test. Most likely this is a result of a spent battery. Recommend replacing for safety.



8.7 Item 1(Picture)

8.8 Sinks

Comments: Inspected

8.10 Stairways

Comments: Repair or Replace

Spacing between rails appears larger than 4 inches which may allow small children to crawl through the space. This was observed at stairwell areas. Client may wish to reduce spacing as a child safety enhancement.



8.10 Item 1(Picture)



8.10 Item 2(Picture)



8.10 Item 3(Picture)

10. Heating System

Our evaluation of heating system(s) is both visual and functional provided power and/or fuel is supplied to the component. Items not listed here as well as things we cannot see, such as utilities, drains, and ducts inside walls, floors and underground are beyond the scope of this inspection. DISMANTLING AND/OR EXTENSIVE INSPECTION OF INTERNAL COMPONENTS OF ANY APPLIANCE, INCLUDING HEATERS AND HEAT EXCHANGERS, IS BEYOND THE SCOPE OF THIS REPORT. THE LOCAL UTILITY COMPANY MAY CONDUCT SUCH AN INSPECTION UPON REQUEST. Our inspection is not a heat engineering or sufficiency review. We suggest you ask the sellers/occupants if any areas of the home do not properly heat or cool. We also suggest you obtain the maintenance history of the furnace as well as receipts for any recent repairs for which a warranty might apply. Clients are encouraged to purchase a home warranty plan, since furnaces can require repair or replacement at any time. Modern furnaces are complicated appliances and should be treated with care. Regular cleaning or replacement of furnace filters is vital to the health of your furnace and can improve the efficiency of attached central air conditioning. We suggest an annual cleaning and safety check by a licensed contractor who is trained in this furnace model. Flammable products should be stored away from the furnace and no fume-producing products such as paint cans should be in the same room. Don't forget that fuel-burning appliances need plenty of oxygen and should not be enclosed without supplying an adequate supply of combustion air. Identifying or testing for the presence of asbestos or other potentially hazardous materials is not within the scope of this report. Before closing we recommend a full maintenance check of the HVAC systems (furnace & air conditioner) for proper operation by a licensed HVAC contractor.

Styles & Materials

Number of Heating Systems:	Heating Unit Location(s):	Heating System Type(s):
Multiple	Basement	Circulating Boiler
Energy Source:	Heating System Brand:	
Natural Gas	VARIOUS	
	SMITH	

Items

10.0 Heating Equipment Condition

Comments: Inspected

10.1 Energy Source

Comments: Inspected

10.2 Exhaust Venting

Comments: Inspected

10.3 Thermostat

Comments: Inspected

10.4 Air Filters


Comments: Inspected

10.5 Distribution / Ducting Systems


Comments: Repair or Replace

AmeriSpec Inspection Services

Possible asbestos materials observed. The materials appeared to be intact at the time of inspection. Asbestos materials are considered safe by the EPA if they are not disturbed, torn, ripped, or damaged. No torn, ripped, or damaged materials were observed. If client has any concerns regarding asbestos materials, an asbestos testing lab should be consulted for further review to ensure safety.



10.5 Item 1(Picture)



10.5 Item 2(Picture)

10.6 Automatic Safety Controls

Comments: Inspected

11. Water Heating Systems

Our evaluation of the water heater is both visual and functional provided power and/or fuel is supplied to the unit. Since water heaters are capable of producing scalding temperatures, we suggest you measure your water temperature upon taking occupancy and adjust it to a safe temperature (typically 120 -130 degrees). For further protection, anti-scald faucets are available for sinks, tubs and showers. Due to the possibility of the water heater temperature pressure relief valve leaking after it has been opened, these valves are not tested during the inspection. Manufacturers suggest regular testing to help assure performance. Water heater blankets may void the warranty on some water heaters. Keep all combustibles away from the heater and store no paints or other chemicals in the same room. A spill pan and drain is advised if your heater is located in, adjacent to, or above a finished area. The client is encouraged to consult their agent concerning home warranty options as water heaters can fail at any time and are expensive to repair or replace. Before closing we recommend a full maintenance check of the system by a licensed plumber.

Styles & Materials

Number of Water Heating Systems:	Water Heater Location(s):	Water Heater Design Type/Source:
One	Basement	Natural Gas
Water Heater Brand:		
RELIANCE		

Items

11.0 Water Heater Condition

Comments: Repair or Replace

The system did operate although isn't a guarantee of future operation. Due to the age of this unit (2003), this system may be at the end of it's useful life. A maintenance and performance evaluation should be performed. It is recommended that a qualified licensed plumber service review this system.



11.0 Item 1(Picture)

11.1 Supply Lines

Comments: Inspected

11.2 Energy Source

Comments: Inspected

11.3 Flue Venting

Comments: Inspected

11.4 Temperature / Pressure Release Valve

Comments: Inspected

AmeriSpec Inspection Services

11.6 Hot Water Temperature

Comments: Inspected

12. Air Conditioning System

Our evaluation of AC system(s) is both visual and functional provided power is supplied to the unit. Identifying or testing for the presence of asbestos products, or other potentially hazardous materials is not within the scope of this report. Judging the adequacy of the cooling efficiency of air conditioning is a subjective evaluation, therefore, we only note a poor condition if, in the inspector's opinion, the adequacy seems less than normal. We urge you to evaluate these systems prior to closing. We are not allowed to install gauges on the cooling system to perform a detailed evaluation due to concerns with refrigerants. This requires a special license and would cost much more than the fees charged for a General Home Inspection. This type of visual inspection does not determine the proper tonnage of A/C equipment needed or if the air conditioning equipment is properly sized for the dwelling or matched by brand or capacity. It is not within the scope of a General Home Inspection to determine unit size, SEER rating or if the evaporator and condenser coil are matched properly on the AC system. If a detailed evaluation is desired an HVAC contractor should be consulted prior to close. Information can be obtained from licensed heating and air conditioning contractors if a more comprehensive inspection is desired. A detailed evaluation of the cooling capacity is beyond the scope of this report. Air conditioners can be damaged if operated in temperatures below 60 degrees or immediately after a cold night. Additionally, some units can be damaged if operated when the breaker or fuses have not been on for at least 12 hours. We do not test units in cold weather nor do we test units that have no power at the time of inspection. Air conditioners should be kept clean and free of debris. Dirty air conditioners and those with restricted air flow because of fin damage, vegetation, etc. can wear out quickly. Winter covers can accelerate corrosion and should not be used unless approved by the manufacturer. The client is encouraged to consult their agent concerning home warranty options as air conditioners can fail at any time and are expensive to repair or replace. We suggest obtaining the maintenance history of air conditioning units and inquiring of the sellers/occupants if any areas of the home do not cool well or are not supplied with air conditioning. You should obtain warranty paperwork, if applicable, and request receipts for any recent repairs. DISMANTLING AND/OR EXTENSIVE INSPECTION OF INTERNAL COMPONENTS OF ANY APPLIANCE IS NOT WITHIN THE SCOPE OF THIS INSPECTION.

Styles & Materials

Number of AC Systems:	AC Unit Location(s):	Cooling Equipment Type(s):
Multiple	Basement	Split Air Conditioning System
Cooling Equipment Energy Source:	Air Conditioner Brand:	
Electricity	VARIOUS	

Items

12.0 Cooling and Air Handler Equipment Condition

Comments: Inspected

12.1 Temperature Difference Measurements

Comments: Inspected

12.2 Energy Source

Comments: Inspected

12.3 Thermostat

Comments: Inspected

12.4 Air Filters

Comments: Inspected

12.5 Distribution / Ducting Systems

Comments: Inspected

13. Plumbing System

Our focus in the plumbing portion of the inspection is directed at identifying visible water damage and/or problems. We may not always mention common faults such as stuck stoppers or dripping faucets. If considered important, you should check these items independently. Shut-off valves and angle stops under the kitchen or bathroom sinks and toilets are not turned or tested during the inspection due to the possibility of leaking. All shut-off valves or angle stops should be turned regularly to ensure free movement in case of emergency. The water supply system was tested for its ability to deliver functional water pressure to installed plumbing fixtures and the condition of connected piping that was visible. Our plumbing inspection also consists of checking for functional drainage at all fixtures. We suggest you obtain the maintenance history for the home's plumbing and obtain receipts for any recent work or for anything for which a warranty may apply.

Styles & Materials

Plumbing Water Distribution (Inside home):

Plastic, PEX, CVPC

Copper

Plumbing Waste & Vent Pipes:

Plastic

Cast Iron

Water Shut Off Location:

Basement

Main Fuel Shut Off Location:

Exterior

Items

13.0 Plumbing Water Supply System

Comments: Inspected

13.1 Drain Waste and Vent Systems

Comments: Inspected

13.2 Fuel Storage and Distribution Systems (Interior fuel storage, piping, venting, supports)

Comments: Inspected

13.3 Plumbing Comments Tree & Septic

Comments: Inspected

At the time of inspection plumbing appeared to be draining correctly, although it is not a guarantee of future reliability. For advanced examination of plumbing that is not visually accessible, we recommended that before closing a licensed plumber or septic contractor camera scope the main drain lines to look for possible damage that could cause sewer back up issues into the home if client wishes further evaluation.

14. Electrical System

Our electrical inspection meets the ASHI standard of practice and is done by sampling visibly accessible wiring and fixtures. Determining the actual capacity of the system requires load calculations, which are not within the scope of this report. Underground circuits and concealed components of the system are not inspected. While age is one factor, most homes have electrical issues created by amateur electricians. We do not move belongings and do not examine every fixture, outlet, wiring run, etc., nor do we remove insulation, or wall coverings. Covers are not removed, with the exception of the cover of the main electrical panel, when this can be done safely and without risking damage to finish. Much of the wiring in the home is not visible and not reviewed. Once the current occupant's belongings have been removed, it's a good idea to check all outlets with a tester and to look inside cabinets, closets and other obstructed areas before moving in your own belongings. We use a standard electrical tester to check a sample of outlets. While the tester is generally reliable, it can be fooled by certain improper wiring practices, which we cannot detect during a general home inspection. Because electrical defects are safety concerns, we advise the use of a qualified licensed electrician for cost estimates, repairs and upgrades, prior to close.

Styles & Materials

Service Amperage:	Main Electrical Panel Location:	Sub-Panel Location(s):
Multiple, varying AMP services	Basement Each floor	Each Floor
Equipment Grounding Present:	Electrical Main Service:	Panel Type:
Yes	Underground	Breakers
Branch Wiring Type:	Wiring Methods:	AFCI Reset Location(s):
Copper	Non Metallic Sheathed Cable (Romex) BX (Armored Cable)	Main Electrical Panel
Electric Panel Manufacturer:		
FEDERAL PACIFIC		

Items

14.0 Electrical Main Service

Comments: Inspected

14.1 Equipment Grounding

Comments: Inspected

14.2 Main Electrical Panel Condition

Comments: Repair or Replace

(1) No representations are made concerning the amperage and/or voltage capacity. We recommend contacting the electric company or an electrician to determine the exact service capacity especially if this is a factor in your offer to purchase the property.

AmeriSpec Inspection Services

(2) You have a Federal Pacific panel which is legal, but there is a possibility that the circuit breakers may not trip when shorted possibly causing an electrical hazard. These were installed in residential and commercial applications. 5 panels were discovered. Federal Pacific is no longer in business. Opinions by licensed electrical contractors on this panel varies between safe and unsafe. I recommend you consult a licensed electrical contractor for an opinion and correct if necessary.



14.2 Item 1(Picture)

(3)

- A Federal Pacific Electric (FPE) service panel and circuit breakers were noted in this building. The Consumer Product Safety Commission (CPSC) conducted a two-year investigation into the safety of FPE circuit breakers and concluded that the data currently available to it did not establish that the circuit breakers present a serious risk of injury to consumers. There were reports that the circuit breakers failed to trip in some overloaded conditions, creating a serious fire hazard. The CPSC indicated that it would cost several million dollars to gather the data necessary to fully assess the safety risks posed by the circuit breakers and decided not to commit further resources to its investigation. Because of the reports indicating that the circuit breakers may fail to trip, we recommend that the FPE service panel be reviewed by a licensed electrician to ensure proper and safe operation. For more information regarding FPE panels, consumers can contact the CPSC at 800-638-2772 or visit their website at <http://www.cpsc.gov/>.



14.2 Item 2(Picture)

14.3 Electrical Sub Panel Condition

Comments: Inspected

14.4 Operation of GFCI (Ground Fault Circuit Interrupters)

Comments: Inspected

14.5 Operation of AFCI (ARC Fault Circuit Interrupters)

Comments: Inspected

14.6 Smoke Alarms

Comments: Inspected

14.7 Carbon Monoxide Alarms

Comments: Inspected



AMERISPEC[®]

INSPECTION SERVICES

SUMMARY REPORT

AmeriSpec Inspection Services
Bardstown, KY 40004
502-403-7995
KY LIC#2419875
IN LIC#HI02100063
ASHI Certified #266590

SUMMARY

Doc #:	82223D	Client Name:	Archdiocese of Louisville
Dwelling Address:	424 S. 5th Street Louisville KY 40202	Inspector:	Todd Newman

This summary is provided as a service to assist in verifying that noted items are not in proper working order at the time of inspection. We do not have access to individual sales contracts and suggest client review sales contract with a real estate professional and/or real estate attorney to determine what repairs if any are to be made.


This summary is only part of the inspection report. The entire inspection report must be reviewed prior to close.

1. Exterior


1.1 Trim, Eaves, Soffits and Fascias

Repair or Replace

(1) Caulking should be applied around all windows, doors, and any voids where necessary.




1.1 Item 1(Picture)




1.1 Item 2(Picture)

(2) Damaged/deteriorated grout, mortar observed at front and rear of building. Recommend repairs to prevent further damage.



1.1 Item 3(Picture)



1.1 Item 4(Picture)




1.1 Item 5(Picture)

1.2 Windows & Frames

Repair or Replace

Dried, damaged caulking observed at various window. Recommend repairs as needed by a qualified contractor.



1.2 Item 1(Picture)




1.2 Item 2(Picture)

3. Chimney

3.3 Spark Arrestor / Rain Cap

Repair or Replace

No chimney rain cap observed, suggest installing a chimney rain cap to prevent the entrance of the elements, local wildlife, and to preserve the life of the chimney as well as minimize maintenance.



3.3 Item 1(Picture)

5. Structural Components

5.3 Walls (Basement and Crawlspace)

Repair or Replace

Damaged drywall observed in the basement. Recommend review by a Licensed/Qualified professional contractor for repair or replacement as necessary.



5.3 Item 1(Picture)

5.4 Ceilings (Basement)

Repair or Replace

AmeriSpec Inspection Services

Stains observed on the ceiling in the basement. An elevated level of moisture was detected using an electronic moisture meter. A qualified contractor is needed for further review and to perform necessary corrections prior to close.




5.4 Item 1(Picture)

5.10 Electrical (Basement and Crawlspace)

Repair or Replace

Not all receptacles are ground fault circuit interrupter (GFCI) protected. This may not have been required when building was built; client is advised to install ground fault circuit interrupter outlets as a safety enhancement.



5.10 Item 1(Picture)

5.15 Flooring

Repair or Replace

Possible asphalt Asbestos observed on basement flooring. Plastic Asbestos, and Vinyl Asbestos floor tiles were sold in 6"x6", 9" x 9" and in some years 12" x 12" sizes. Recommend review for possible removal if client is concerned.



5.15 Item 1(Picture)




5.15 Item 2(Picture)

7. Bathroom(s)

7.7 Receptacles, Switches and Fixtures

Repair or Replace

A Ground Fault Circuit Interrupter (GFCI) is not present in all upstairs bathrooms, suggest installing GFCI for safety. A qualified electrical contractor is needed for further review and to make necessary repairs/corrections



7.7 Item 1(Picture)

8. Interior Rooms and Areas

8.2 Ceilings

Repair or Replace

Stains observed on ceiling in the 2nd floor hallway. The inspector checked the stains with pin-less non-invasive moisture detector, which showed no moisture present at time of inspection. Client is advised to consult seller to determine the source of staining and verify that corrections have been made.



8.2 Item 1(Picture)

8.7 Receptacles, Switches and Fixtures

Repair or Replace

Test button at exit did not respond to test. Most likely this is a result of a spent battery. Recommend replacing for safety.



8.7 Item 1(Picture)

8.10 Stairways**Repair or Replace**


Spacing between rails appears larger than 4 inches which may allow small children to crawl through the space. This was observed at stairwell areas. Client may wish to reduce spacing as a child safety enhancement.



8.10 Item 1(Picture)



8.10 Item 2(Picture)




8.10 Item 3(Picture)

10. Heating System

10.5 Distribution / Ducting Systems

Repair or Replace

Possible asbestos materials observed. The materials appeared to be intact at the time of inspection. Asbestos materials are considered safe by the EPA if they are not disturbed, torn, ripped, or damaged. No torn, ripped, or damaged materials were observed. If client has any concerns regarding asbestos materials, an asbestos testing lab should be consulted for further review to ensure safety.



10.5 Item 1(Picture)



10.5 Item 2(Picture)

11. Water Heating Systems

11.0 Water Heater Condition

Repair or Replace

The system did operate although isn't a guarantee of future operation. Due to the age of this unit (2003), this system may be at the end of its useful life. A maintenance and performance evaluation should be performed. It is recommended that a qualified licensed plumber service review this system.



11.0 Item 1(Picture)

14. Electrical System

14.2 Main Electrical Panel Condition

Repair or Replace

(1) No representations are made concerning the amperage and/or voltage capacity. We recommend contacting the electric company or an electrician to determine the exact service capacity especially if this is a factor in your offer to purchase the property.

(2) You have a Federal Pacific panel which is legal, but there is a possibility that the circuit breakers may not trip when shorted possibly causing an electrical hazard. These were installed in residential and commercial applications. 5 panels were discovered. Federal Pacific is no longer in business. Opinions by licensed electrical contractors on this panel varies between safe and unsafe. I recommend you consult a licensed electrical contractor for an opinion and correct if necessary.



14.2 Item 1(Picture)

(3)